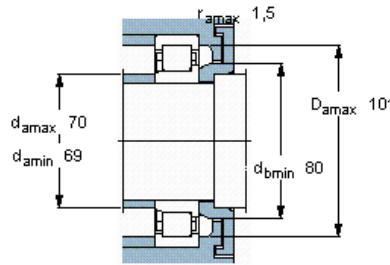
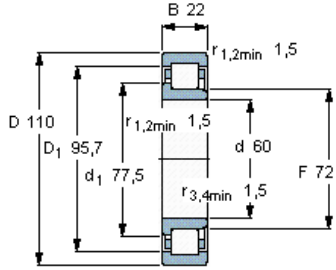


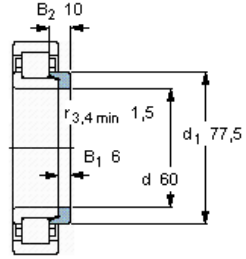
Cylindrical roller bearings, single row

Principal dimensions			Basic load ratings		Designation	Angle ring
d	D	B	dynamic C	static C0	* SKF Explorer bearing	Designation
mm			kN		-	-
60	110	22	108	102	NJ 212 ECP *	HJ 212 EC



Calculation factors

k_r 0,15
 e 0,2 γ 0,6



HJ 212 EC

Mass kg 0,1